

Liberty Pumps®

NEW!

ProVore® 680

Residential Duplex Grinder System

**1 hp
2" Discharge**

*Compact duplex system -
designed for residential
sewage applications.*

*Perfect for basement
bathroom additions and
remodeling projects.*

Available in 115V or 230V.

Fully assembled from factory.

Features:

- Robust system features a compact heavy-duty polyethylene basin and cover
- 46 Gallon capacity
- System can be installed above or below floor level
- Two pumps provide secure uninterrupted service
- Patented V-Slice® cutter technology shreds difficult solids such as feminine products, rags, towels and wipes that can jam solids-handling pumps
- Easy access cover with QuickTree® technology – allows for quick float removal and servicing
- Heavy-duty integrated rubber gaskets on covers
- Secure 16 bolt cover standard on all models. Passes 10' stack test



US Patent #s
7,520,736, 7,563,082,
7,159,806 & 8,523,532



*Includes duplex
pump controller
and alarm with
plug-in ready
cords for quick,
easy installation!*

*Indoor and
outdoor models
available.*

innovate. evolve.

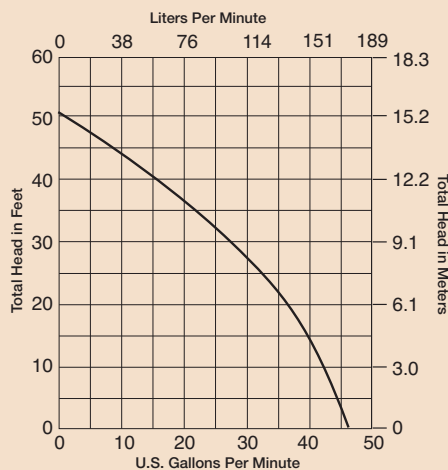
ProVore® 680

QuickTree® Technology

Features:


- QuickTree® technology allows easy access and removal of switches without disturbing pump or plumbing.
- Integrated rubber seals permanently attached to cover.
- Unique cord seal technology integrated into the inspection cover.
- Shallow basin design (24") for easier installation in difficult soil/bedrock locations.
- Large 46 gallon capacity for longer pump cycles.
- Integrally molded torque stops secure the pump in its proper position.
- Integrally molded anti-flotation collar.
- Durable polyethylene construction.
- Completely assembled.

Performance Curve 60 Hz.

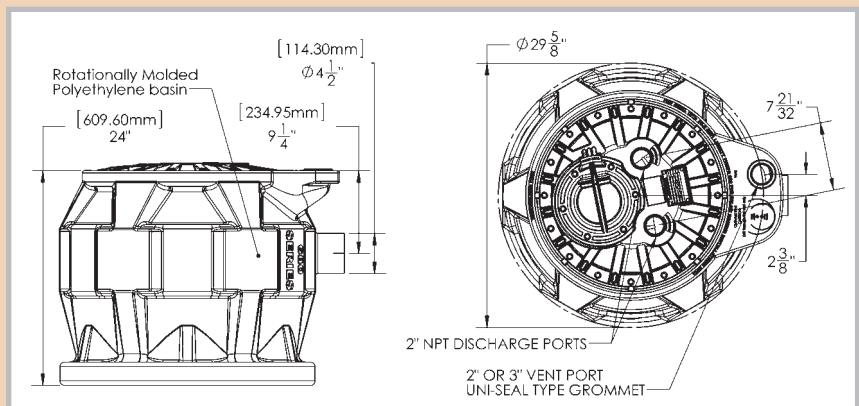


QuickTree® Technology

Integral Rubber Seals



Unique integrated cord seal technology and permanent rubber cover gaskets.



Certified Pumps

inno

ProVore® 680-Series

1 hp. Residential Duplex Grinder Package



Models:

MODEL	HP	VOLTS	PHASE	AMPS	DISCHARGE	CORD LENGTH	CONTROLLER	WGT. LBS.
P682XPRG101	1	115	1	12	2"	10'	Indoor	151
P682XPRG101W	1	115	1	12	2"	10'	Outdoor	152
P682XPRG102	1	230	1	6	2"	10'	Indoor	151
P682XPRG102W	1	230	1	6	2"	10'	Outdoor	152

See PRG-Series literature for complete pump performance and specifications data.
For 25' power cord, add "-2" suffix to model number. Example: P682XPRG101-2

IAPMO Listed Basin

The ProVore® 680 Basin is specifically designed to pass a 10' stack test and is IAPMO listed.



vate. evolve.

Optional Basin Extension

X8-D

8" Basin Extension

Sealed basin extension increases PRO-Series height by 8", allowing longer pitched pipe runs to the inlet connection.

Model X8-D extension includes gasket, stainless steel bolts, longer QuickTree® for float mounting and discharge pipe extension.

To order X8-D extension factory assembled to any PRO-Series system, add "X8D" to model number

Examples: P682X8DXPRG101



PDC Duplex Control



- Automatically alternates pump operation – equalizing wear and extending pump life
- Plug-in ready wiring for easy and quick installation
- QuickTree® mounted floats with quick-disconnect at box
- Green power indicator
- Green pump run indicators
- Audible and visual alarm
- 9 volt back-up for alarm
- Receptacles are angled to accept standard or right-angled plugs
- Programmed automatic 6 hour run limiter protects against run-dry pump conditions
- NEMA 1 indoor or NEMA 4 outdoor options available

Depth: 4.5" Width: 6" x 6" Breaker: 20 amp with re-set
Voltage: 115 or 230 depending on system ordered (60 Hz.)

PDC MODEL	VOLTS	PHASE	HZ.	CORD LENGTH	INDOOR/ OUTDOOR	SYSTEM
PDC-115	115	1	60	10'	Indoor	P682XPRG101
PDCW-115	115	1	60	10'	Outdoor	P682XPRG101W
PDC-230	230	1	60	10'	Indoor	P682XPRG102
PDCW-230	230	1	60	10'	Outdoor	P682XPRG102W

ProVore® 680 Duplex systems are shipped complete with the PDC control unit. Floats are pre-set at proper levels in the system. See PDC literature sheet for complete control specifications.

For 25' power cord, add "-2" suffix to model number. Example: PDC-115-2



WWW.
libertypumps
.com

Liberty Pumps • 7000 Apple Tree Avenue • Bergen, New York 14416
Phone 800-543-2550 Fax (585) 494-1839

Specifications are subject to change without notice. Copyright © Liberty Pumps, Inc. 2013 All rights reserved. LLIT6712-R10/13